

CA' PESARO - GALLERIA INTERNAZIONALE D'ARTE MODERNA



SOCIAL STORY

Independent visit to the museum




Fondazione
Musei
Civici
Venezia





MUVE EDUCATION



CA' PESARO IS A MUSEUM WHERE I CAN SEE




Pictures

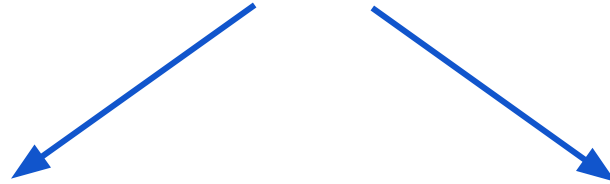


Sculptures

THE MUSEUM ALSO HAS...




A Bookshop



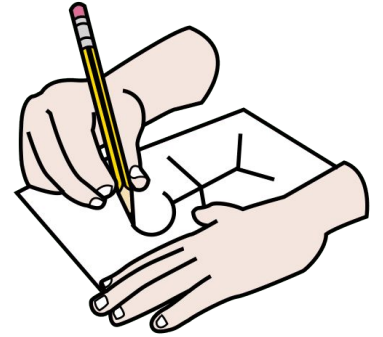
A Cafeteria-bar

IN THE MUSEUM I CAN...


Ask a question and
request information
from the museum staff



Draw the works of art
I see




Take photos




HOW TO BEHAVE IN THE MUSEUM

Speak in a low voice so as not to disturb the other visitors.






In the museum you don't usually run because it can disturb other visitors.

During the visit, I walk quietly with the people who are with me.



I can get close to the works (paintings and sculptures) to observe them better, but I must not touch them.



HOW TO BEHAVE IN THE MUSEUM

I cannot eat
in the museum's
display rooms



But I can eat in the
Cafeteria-bar




I cannot drink
in the museum's
display rooms

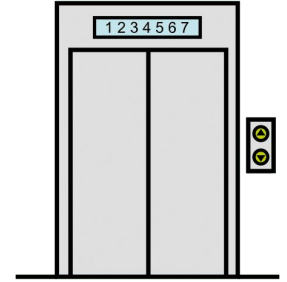


IF I NEED TO I CAN...

Go to the lavatory



Take the lift



Take a rest.

I can sit on the benches and armchairs in the museum's entrance hall (*Androne*) on the ground floor.

I can also sit on the floor.

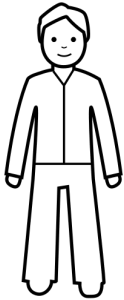


This is the entrance to the Ca' Pesaro museum from the Fondamenta. The Fondamenta is the passage that runs along the Ca' Pesaro stream.



I enter the museum through this large glass door.

The museum staff wear a blue uniform and a badge a badge i.e. an identity card.




I am inside the museum.

This space is the entrance hall (Androne) of the museum.

I go to the right to buy my ticket.





The Ticket Office is this way.



This is the Ticket Office at Ca' Pesaro.

Here I buy my ticket and can ask for information.

The ground floor, where I am, can be visited without a ticket.



The room is illuminated by sunlight, which enters through the windows, and from the artificial one.

If the light is too strong, I can wear my sunglasses.


This is the museum Cloakroom.

It is located next to the Ticket Office.

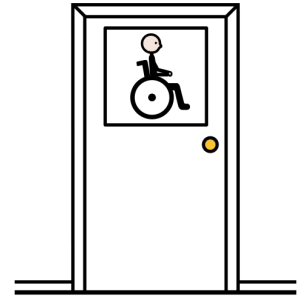

Usually people leave coats and backpacks in the cloakroom.

I can also leave my coat and backpack in the cloakroom too, if I brought them with me.


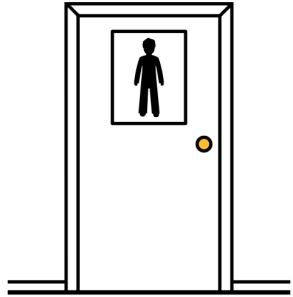
I will collect it at the end of the visit.



If I need to go to the bathroom, I have to go through the large glass door at the entrance hall. I cross the inner courtyard and enter the first glass door on my left.



Here are the bathrooms.



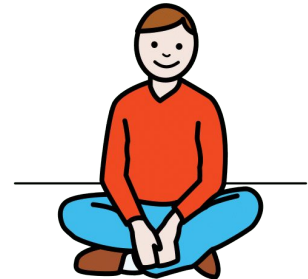


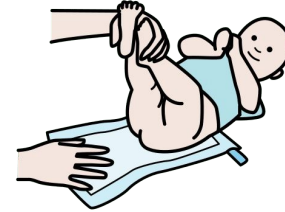

In the entrance hall there are also the Baby Pit-stop, the Cafeteria-Bar and the Bookshop.



Beyond this door, on the first floor, there is the Baby Pit-Stop: a quiet and welcoming room for breastfeeding, changing and resting newborn babies.

I can also use this room to take a short break from the visit and rest.

The museum staff will open the door for me.



Usually people like to go to the museum's Cafeteria-Bar to eat and drink something.

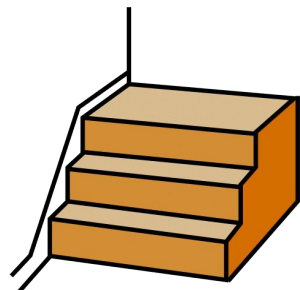
I can sit at the tables in the entrance hall, beyond the glass wall, or in the internal room.



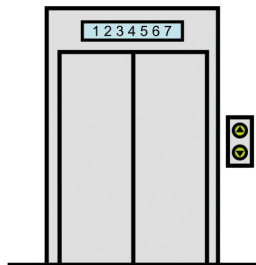
In front of the Cafeteria- Bar there is the Bookshop.
Here I can purchase something before or after the visit to the museum.



I am in the entrance hall on the ground floor.
To start the visit I go to the first floor.



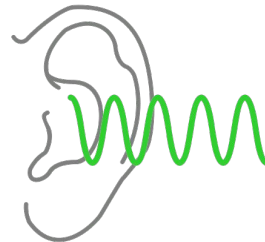
I can take the stairs or
use the lift.



Before going up the stairs or taking the lift I show the museum employee my ticket.




The attendant will check the ticket with a special scanner that will emit a sound.



I climb the stairs to reach the first floor of the museum.

If I need the lift to get to the first floor I ask the museum staff for help.



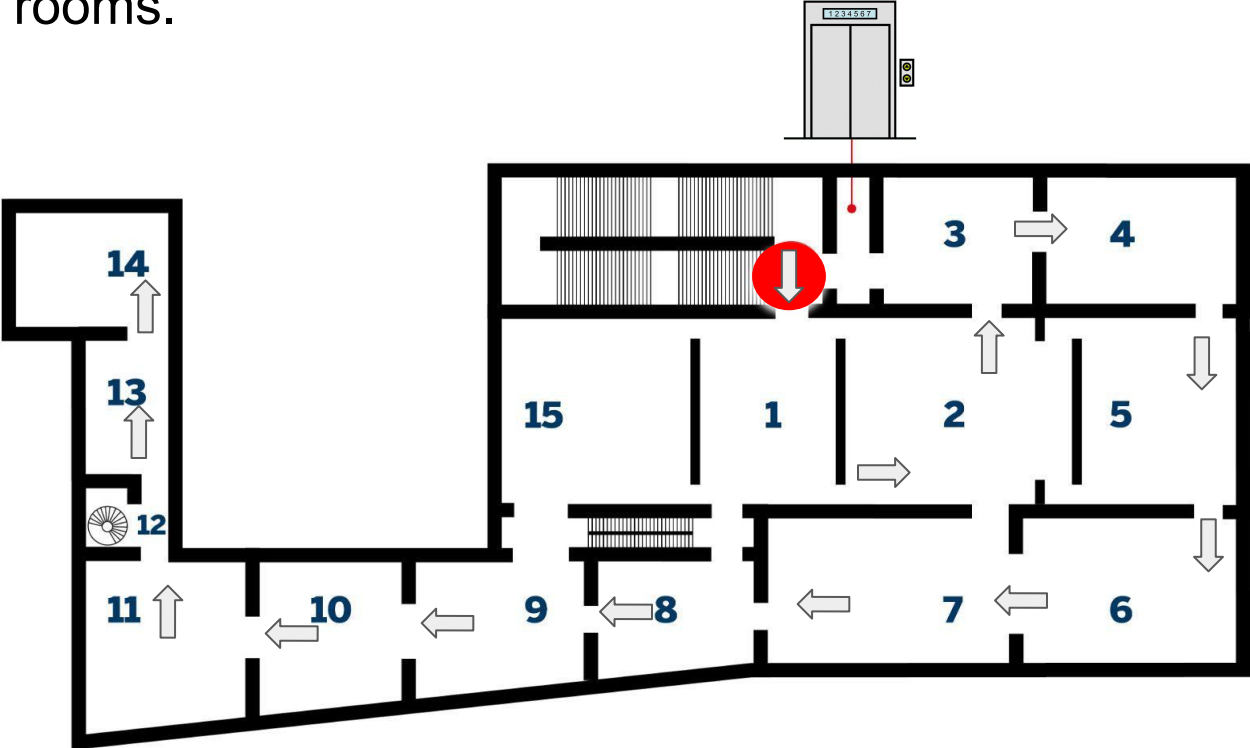
I have to go up two flights of stairs.

As I go up, I can look at the busts of Felicita Bevilacqua La Masa and her husband Giuseppe La Masa on the walls.

At the end of the second flight of stairs I turn right.



I am on the first floor and start my tour of the museum.
The tour starts in room 1 and ends in room 15.
I will visit 15 rooms.



The visit to the first floor will be over when the bar is all blue.



Room 1 - Conversations. Rodin, Medardo, Wildt

In this room there are sculptures by important artists.

One of them is 'The Burghers of Calais' by Auguste Rodin, one of his most famous works.


Usually people walk around this sculpture to observe it better.



In this room, near the entrance, there are black folding stools.


I can take a stool and carry it with me during the museum visit.

I can use the stool to sit and observe the artworks.
If I am tired, I can use the stool to rest.



Room 2 - 19th Century in Venice

In this room there are sculptures and paintings.
People often move closer to the artworks to observe the details.
I can also do this with both sculptures and paintings.




Sala 3 - Light and Shadow between Realism and Divisionism

In this room there is the large painting 'Sewing the sail' by Joaquín Sorolla. The painting shows some people sewing a large sail. Many people find this artwork interesting.





Sala 4 - The rebels of Ca' Pesaro

In this room, on the wall with the black background, I can see the painting 'The Young Maidens' by Felice Casorati. The painting shows four women. There are many objects at their feet.






Room 5 - Colour and form in international art



The museum's most important masterpieces are in this room. Among them is the famous painting 'Judith II' by Gustav Klimt. Usually people like to take photos of this work. I can take photos too.




In this room, there are also black folding stools.
I can take a stool and carry it with me during the visit.
I can use the stool to look at the artworks while sitting.
If I am tired, I can use the stool to rest.




If I am tired, I can go back to the entrance hall on the ground floor.
To return to the entrance hall I walk back through the rooms.
I can take the stairs or the lift.



To use the lift, I ask the museum staff for help.



In the entrance hall, there are benches and armchairs where I can rest.







Sala 6 - The Chiara and Francesco Carraro Collection.

A look at the 20th century

In this room, there are sculptures, paintings, and glass objects inside display cases. The lighting might be too bright and could be disturbing.

If the light bothers me, I can wear my sunglasses.

I can also move to the next room.




Room 7 - A look at the 20th century

In this room there are sculptures, paintings and many glass objects, such as these.





Room 8 – From Metaphysics to the return to order

The sculpture 'Girl towards evening' by Arturo Martini is also exhibited in this room.



Room 9 - Metaphysical resonances


In this room, there is 'La Partigiana', a large ceramic sculpture by Leoncillo. The sculpture is in a corner of the room.



Room 10 - Italian abstraction of the 1950s

In this room, there is the sculpture 'Lights in the Forest No. 2' by Luciano Minguzzi.

If I am tired, I can rest on the green poufs (soft seats) in the center of the room.



Sala 11 - Spatialism in Venice

'The Cardinal' is a large bronze sculpture by Giacomo Manzù. The sculpture shows a cardinal. A cardinal is a man of the Catholic Church.



Room 12 - The Gemma De Angelis Testa donation


This room is actually a narrow corridor.
There may be people before me.



To enter this room I wait for my turn in Room 11.



To go to Room 13, I need to pass through Room 12.
If I do not want to stop in Room 12, I can walk through it and
continue to Room 13.



In this room, there are works from the donation of Gemma De
Angelis Testa.



Room 13 - The Gemma De Angelis Testa donation

In this room, there is the large painting 'Terracotta Star on Skin' by Gilberto Zorio.

Many people stop to look at this artwork.



Room 14 - The Gemma De Angelis Testa donation


In this room, I can look carefully at the artwork 'Lasst tausend Blumen blühen' by Anselm Kiefer.

It also includes many sunflower seeds.

I can get closer to look for the sunflower seeds.

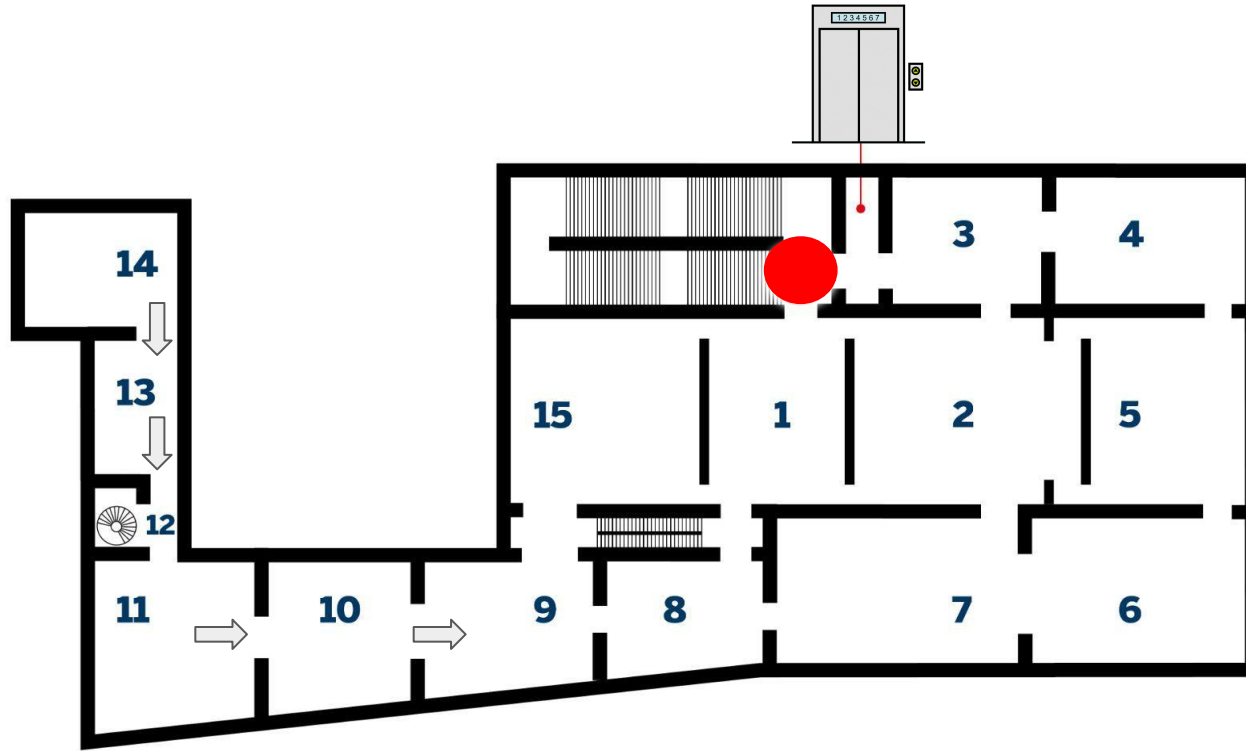


If I need help and information (where the bathroom is, where the Cafeteria-Bar is, where I can rest...) I can ask the museum staff.



I am now in Room 14.

To go to Room 15 I go back to Room 9.



I am in Room 9.

I go through the entrance on the left to reach Room 15.






Room 15 - The Gemma De Angelis Testa donation

This is the last room on the first floor.

I can get closer to the artwork 'Galileo Galilei in LEGO' by Ai Weiwei. It is made of many colored plastic building bricks.

The sound of water from the installation-sculpture 'Water' by Yinka Shonibare might bother me.

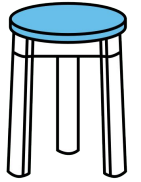


If the sound bothers me, I can wear my headphones or leave the room.



The visit on the first floor is finished.

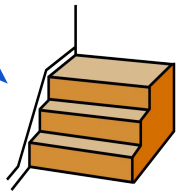
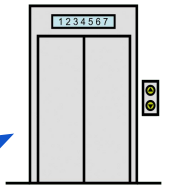

To leave the museum, I need to go back to the ground floor.

From Room 15, I go to Room 1.



In Room 1, I put back the stool (if I used it).

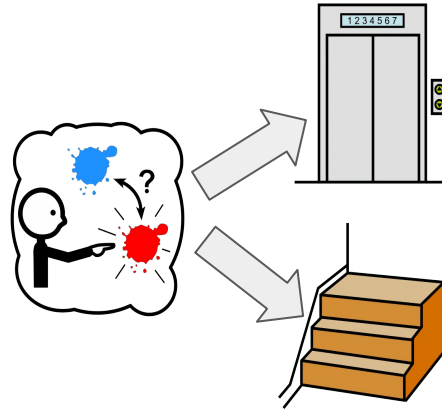
I can go down the stairs, or I can ask the museum staff to use the elevator.



Often, temporary exhibitions are set up on the second floor of the museum.



If I am not tired, I can go up the stairs or take the elevator to visit them.



I am back in the entrance hall, on the ground floor.

If I'm hungry, I can ask the person accompanying me to have a snack.

In the entrance hall there are benches and armchairs to sit on, and also the Cafeteria-bar.

If I feel like it I can go to the Bookshop.

Cafeteria-bar



Bookshop



Before leaving the museum I go to the Cloakroom to collect my jacket and backpack, if I left them there.



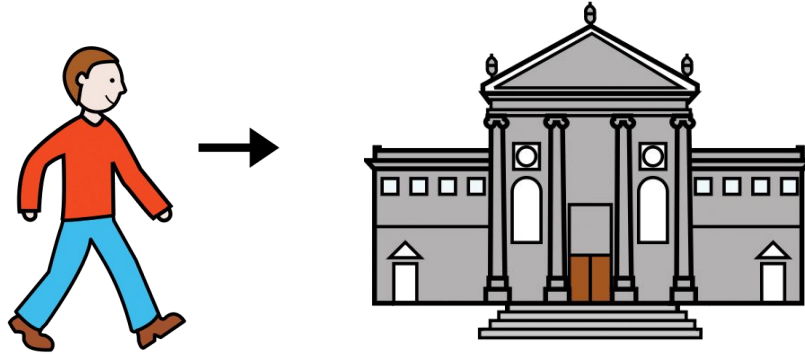
The visit is over.
Now I can go home.
I go out through the big glass door.



I turn right and exit the
gate.



If I enjoyed my visit, I can return to the museum again.



Social story

by Cristina Gazzola

Author of the pictograms: Sergio Palao. Source: ARASAAC (<http://www.arasaac.org>).

License: CC (BY-NC-SA). Owner: Government of Aragon (Spain)



MUVE EDUCATION

Ufficio Attività Educative

Fondazione Musei Civici di Venezia

Pietroluigi Genovesi

con Lisa Andretta, Riccardo Bon, Claudia Calabresi, Cristina Gazzola, Chiara Miotto

—

T +39 041 2700370

(lunedì e mercoledì 9.30-12.30)

education@fmcvenezia.it

visitmuve.it/MUVEeducation

facebook.com/MUVEeducation

instagram.com/muveeducation/