

CA' REZZONICO - MUSEUM OF 18TH CENTURY VENICE



SOCIAL STORY

Self-guided visit of the museum - ground floor




Fondazione
Musei
Civici
Venezia





MUVE EDUCATION




CA' REZZONICO IS A MUSEUM WHERE I CAN LOOK AT



Paintings




Furnishings

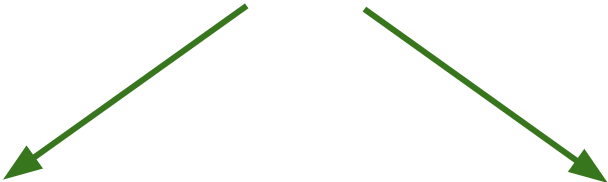


Sculptures

THE MUSEUM HAS




A bookshop



A cafeteria

THE MUSEUM ALSO HAS





A garden



A play area


THE MUSEUM ALSO HAS



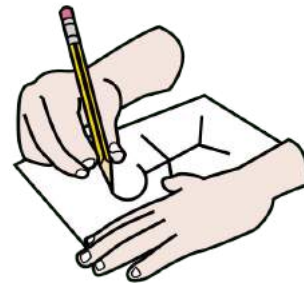
The SPAZIO '700 - MUOVE FOR ALL room

IN THE MUSEUM I CAN


Ask a question and request information from museum staff




Draw the works that I see



Take photos



Touch the works and games in the SPAZIO '700 - MUVE FOR ALL room




SPAZIO '700

MUVE FOR ALL

HOW TO BEHAVE IN THE MUSEUM

It is best to speak in a low voice so as not to disturb other visitors.




In the museum we don't usually run because it can disturb other visitors.

During the visit I will walk quietly with the people who are with me.



I can get close to the works (paintings, sculptures, furniture), which are on the upper floors in order to look at them better, but I must not touch them.



HOW TO BEHAVE IN THE MUSEUM

I mustn't eat in the rooms of the museum



I mustn't drink in the rooms of the museum




I can eat and drink in the Cafeteria

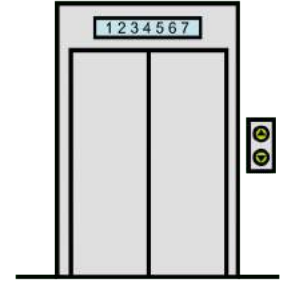


IF I NEED TO, I CAN

Go to the toilet



Take the lift



Have a rest.

I can sit on the benches in the museum's entrance hall (called the 'Androne') on the ground floor.

I can also sit on the benches in the garden.

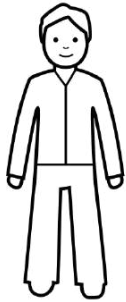


This is the entrance to the Ca' Rezzonico museum from the Fondamenta. The Fondamenta is the pavement that runs alongside the rio di San Barnaba.



I enter the museum through this large doorway and turn right.

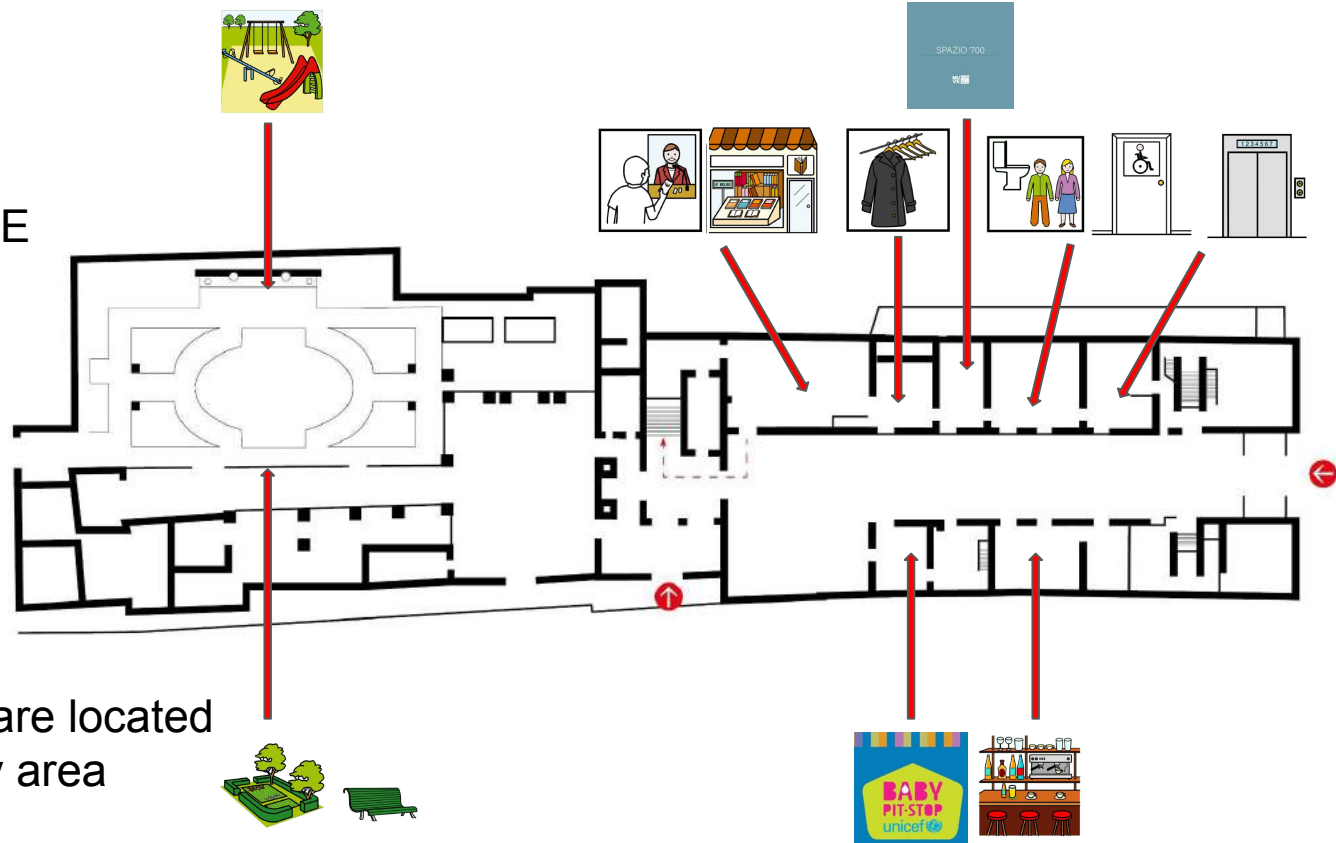
The museum staff wears a blue uniform and a badge i.e. an identity card.



This is the map of the museum's ground floor

Here I will find:


- the Ticket Office
- the Bookshop
- the Cloakroom
- the SPAZIO '700 - MUVE FOR ALL room
- the toilets
- the lift
- the stairs to visit the Mestrovich Collection
- the Cafeteria
- the staircase to reach the upper floors where the museum collections are located
- the garden with the play area



I'm in the museum.

I pass under this archway.

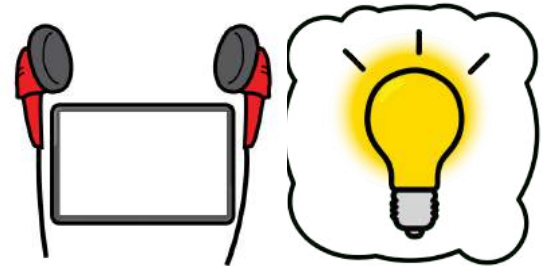
This space in the museum is called the 'Androne'.



Through the first door on the left there is the Ticket office.
Here I can ask for information, buy a ticket and/or the audio guide
to see the museum's works on the upper floors.
The ground floor, where I am now, can be visited without a ticket.



The rooms are lit by daylight, which comes in
through the windows, and by artificial light.



Next to the ticket office is the Bookshop.

People usually like to buy something before or after their visit to the museum.


In this room there is also a red table with stools: I can sit and rest here. I can browse through the books that are on the table.



Usually people leave their jackets and backpacks in the cloakroom.

I can also leave my jacket and backpack here, if I brought them with me.

I will collect them at the end of my visit.



This is the museum Cloakroom.
It is right next door to the Bookshop.



I continue down the corridor and stop in the next room.
I am now in the SPAZIO '700 - MUVE FOR ALL room.

SPAZIO '700

MUVE FOR ALL




In this room you will find:

- a model of this building
- two copies of important sculptures in the museum

People usually like to touch these objects.

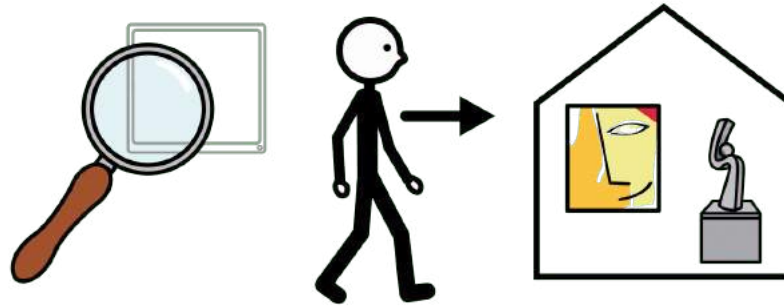
SPAZIO '700

MU FOR
VE ALL




On the wall there are:

- pictures of animals that I can then search for in the paintings on the upper floors



To go up to the upper floors I must first collect my ticket from the Ticket office.

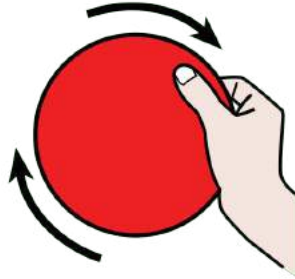


SPAZIO '700

MU FOR
VE ALL

In this room there is:

- a rotating cylinder with faces that I can recompose



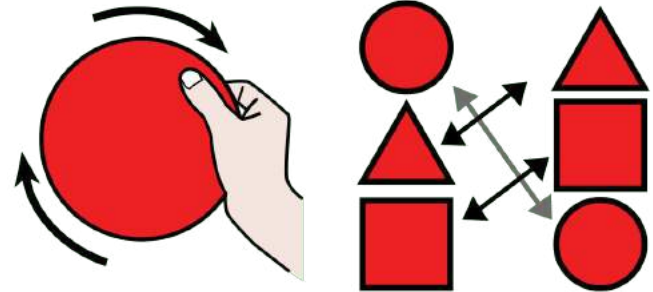
In this room I can touch, play, sit on stools or on the sofa.



In this room there is:

- a memory game on the wall.

I can turn the tiles around to find matching pairs of images.



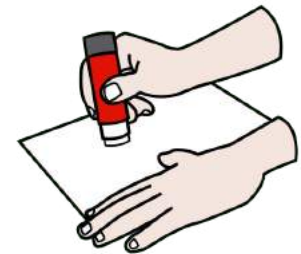
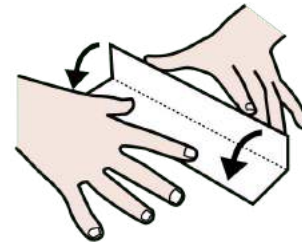
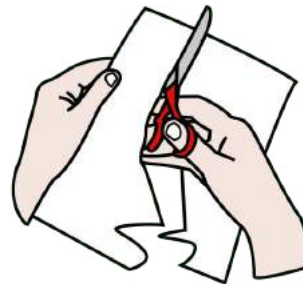
I can download and print on A3 paper the template for building a model of the SPAZIO '700 - MUVE FOR ALL.





Link: https://bit.ly/3D_MUVE4ALL

I cut out and paste the pieces, as shown.

The SPAZIO '700 - MUVE FOR ALL room is made like this.



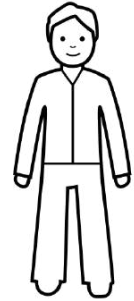
Next to this room, along the corridor, there is the toilet.




At the end of the corridor there is the lift.

If I need the lift to go up to the upper floors I should ask the museum staff for help.

To go up to the upper floors, where the museum collections are, I first have to collect my ticket at the Ticket Office.




I go out and find myself in the Androne again.
Here there is another museum entrance/exit that overlooks the Grand Canal.
Many people enjoy admiring the view of the Grand Canal.



From this staircase I can visit the Mestrovich Collection of very important paintings.

To go up I first have to collect my ticket at the Ticket Office.

Next to this staircase there is the Cafeteria.



People usually like to go to the museum's Cafeteria to eat and drink something.

I can sit at the tables in the Androne and in the indoor room.


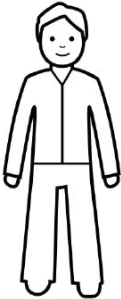


I cross the Androne and walk towards the big white coat of arms.
Beyond this door is the Baby Pit-Stop: this is a quiet room used
for nursing, changing and relaxing babies.
I can also use this room to take a short break from the visit and rest.




This is the room with the Baby Pit-Stop.
I can come into this room if I need to relax or take a short
break from the visit.

The museum staff will open the door for me.





To reach the big white coat of arms, walk through the Androne.
People usually like to stop and look at the gondola, the typical boat of the Venetian lagoon.




This is the large white coat of arms of the Rezzonico family and is located above the fountain.

People usually look at the fish and turtles in the fountain.



If I need help and information (where is the toilet?, where is the cafeteria?, where can I rest?...) I can ask the museum staff.



Next to the fountain, there are stairs to the garden.
I go down these stairs to the garden.




I turn left and walk towards the pergola.


The pergola is the wooden canopy with wisteria, a climbing plant, over it.



People usually like to take a rest under the pergola.
If I am tired, I can rest on the benches.





I climb these little steps to enter the garden.
People enjoy strolling in the garden.
But if I am tired I can sit on the benches.



There is also a play area in the garden.
Children up to 6 years old can have fun in the play area.



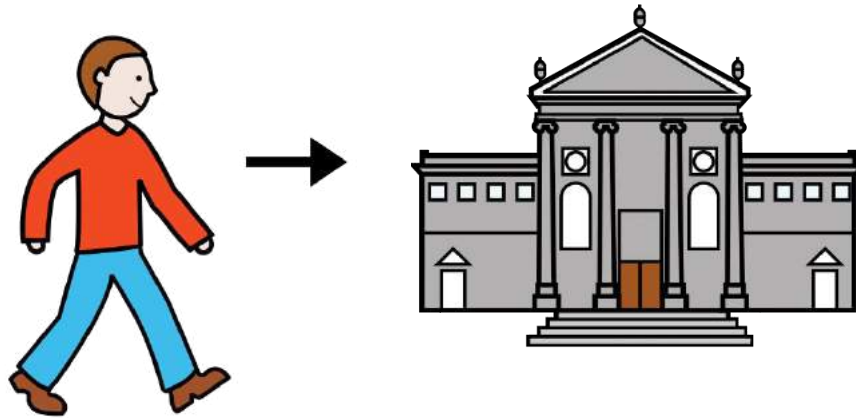
If I want to leave the museum, I retrace my steps.
I pass under the pergola and climb the steps back up to the fountain with
the large white coat of arms.



I leave the museum by going through the large wooden door.
I can also leave the museum by going through the Androne to the end.



If I enjoyed my visit, I can go back to the museum another time.



If, on the other hand, I want to visit the museum's collections on the upper floors now, I must collect my ticket from the Ticket Office.
To go to the Ticket Office I go through the archway into the Androne.



The Ticket office is through the first door on the left.
Here I can ask for information and buy a ticket to see the museum's collections on the upper floors.

The ground floor, where I am now, can be visited without a ticket.
The rooms are lit by daylight, which comes in through the windows, and by artificial light.



Social story

by Cristina Gazzola

Thanks to Lorena Poggi, Servizio Civile Universale volunteer

Author of the pictograms: Sergio Palao. Source: ARASAAC (<http://www.arasaac.org>).

License: CC (BY-NC-SA). Owner: Government of Aragon (Spain)



MUVE EDUCATION

Educational Activities Office

Fondazione Musei Civici di Venezia

Mauro Bon

with Riccardo Bon, Claudia Calabresi, Cristina Gazzola, Chiara Miotto

—

T +39 041 2700370

M +39 3468126483

(Monday and Wednesday 9.30 am-12.30 pm)

education@fmcvenezia.it

visitmuve.it/MUVEeducation

facebook.com/MUVEeducation

instagram.com/muveeducation/